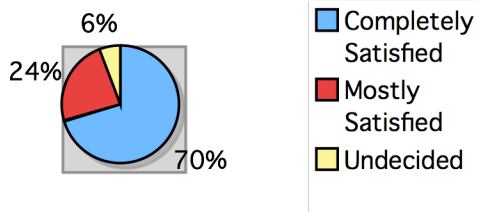


SUMMARY OF SHAREHOLDER SURVEY
FEBRUARY 2009

Satisfaction - Quality

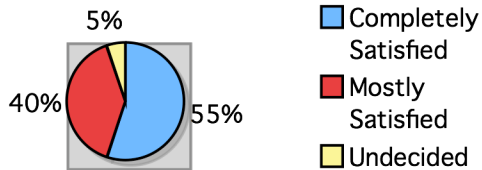


(0% chose Mostly/Completely Dissatisfied)

Comments:

- Too many hulls (oats etc.)
- Prefer certified organic
- Difficulty accessing a mill
- Unable to sprout oats - rancid?
- The flavour is awesome
- Haven't tried the grains yet

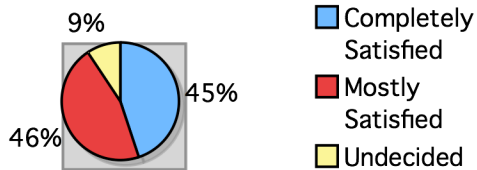
Satisfaction - Cleanliness



(0% chose Mostly/Completely Dissatisfied)

- Too many hulls
- Wild barley, weevils, and rocks
- Haven't tried everything yet
- Several comments saying how people were happy to have organic grain, and they didn't expect perfection

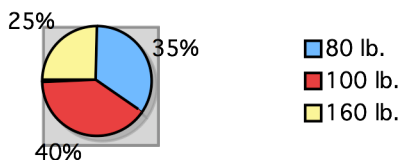
Satisfaction - Variety



(0% chose Mostly/Completely Dissatisfied)

- Not enough variety & too much variety (comments varied)
- Barley? Quinoa? Buckwheat? Lentils? Rye? Millet? Flax? Dried beans?
- Not enough communication

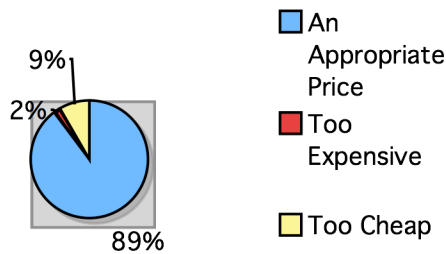
Preferred Size of Shares



- No comments

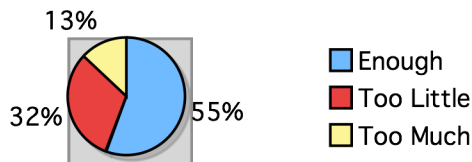
SUMMARY OF SHAREHOLDER SURVEY FEBRUARY 2009

Price Per Share



- Negative comments were vastly outweighed by concern for farmer happiness and sustainable project

Amount of Grain - 2008



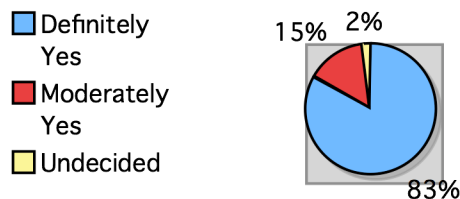
- Most people were satisfied, the balance were willing to split a share or purchase multiple shares (very few people wanted the share size changed)

Would you like to purchase a share for 2009?



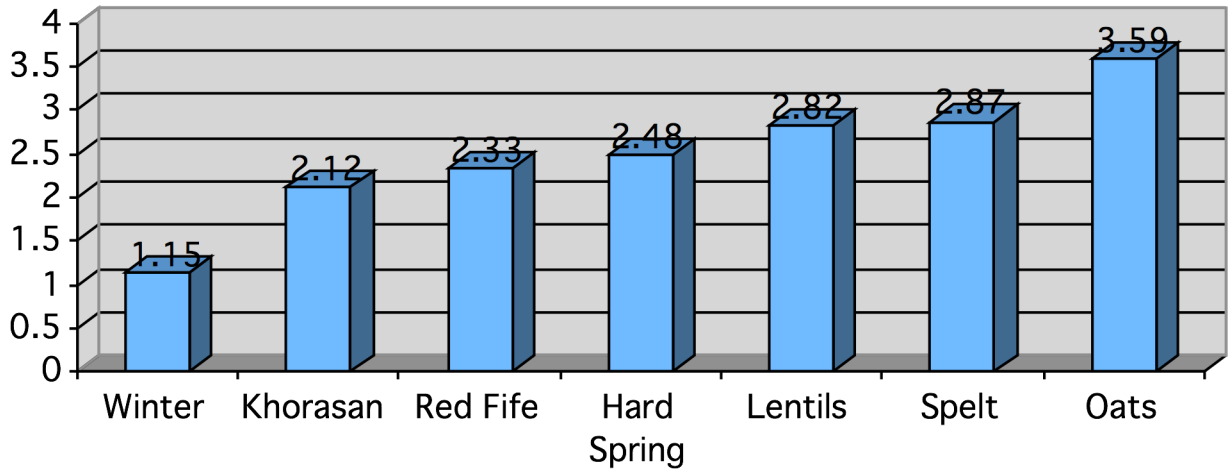
- Out of 118 survey participants, 115 would like to purchase a share in the 2009 Grain CSA

Was this a fulfilling experience?



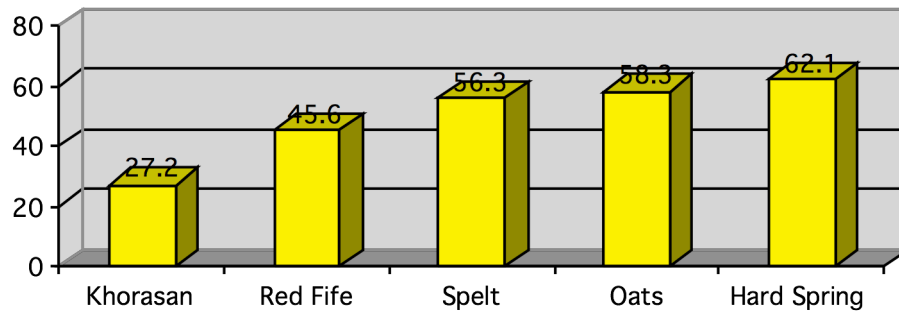
- Very happy to support fair farming and local food sources
- More communication
- Would like to be more involved (i.e. volunteering)
- Milling/flaking grains continues to be a challenge
- Would like more timely delivery/pick-up

Popularity of the Various Products



For this question, participants were asked to place each commodity in one of three categories: Most Preferred, Undecided, and Least Preferred. Each category was assigned a weight (5, 0, and -5, respectively), which allows each product to be rated. The highest "score" a product will receive (if 100% of participants rated this product as Most Preferred) is 5. The lowest score (if 100% of participants rated this product as Least Preferred) a product will receive is -5.

Grains Most Used for 2008 (%)



For this question, participants were asked to select all of the grains they have used most this year. (They were directed to "select all that apply.") As an example, 62.7% of participants chose Hard Spring wheat.